

Legend

— Alignment

Station Locations

Pedestrian Impacts AM Peak Hour (2050)

With Metro Comfort Level

Comfortable (with DCC)

Comfortable

Acceptable

Unacceptable



P02	10/8/22	Final Issue	JL	RH	RH	NC
Rev.	Date	Purpose of revision	Drawn	Check'd	Rev'd	Appr'd

JACOBS
IDOM

Client
TII
Bonnegar Iompair Éireann
Transport Infrastructure Ireland

Project
METROLINK

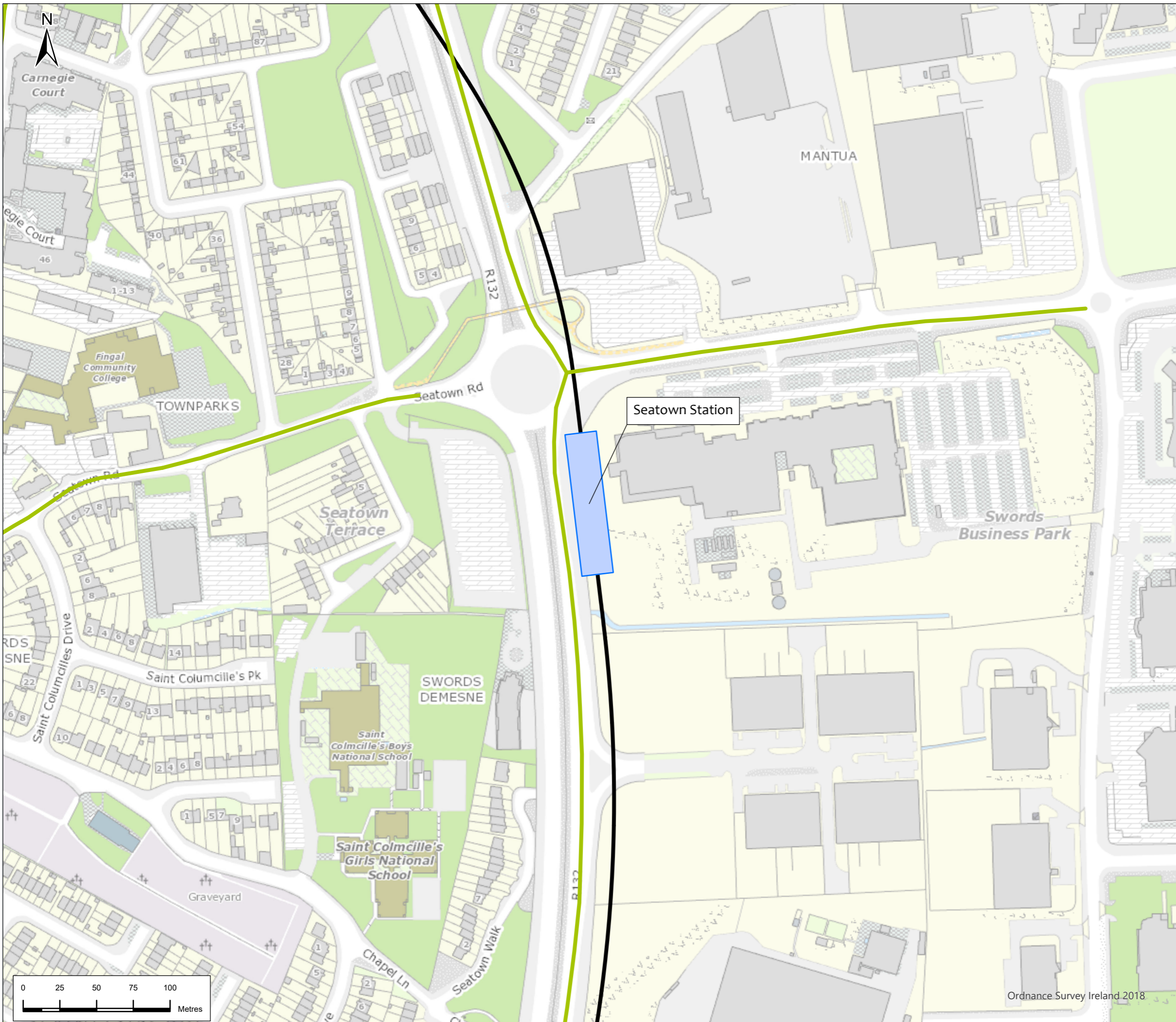
Drawing Title
Figure 9.47 Pedestrian Analysis - 2050 with Metro Comfort Level Sheet 1 of 15

Drawing Status
Final

Scale @ A3
1:2,500
DO NOT SCALE

Jacobs No. 32108600
Client No.
Drawing No. ML1-JAI-EIA-ROUT_XX-DR-Y-09175
Rev P02

This drawing is not to be used in whole or in part other than for the intended purpose and project as defined on this drawing. Refer to the contract for full terms and conditions.

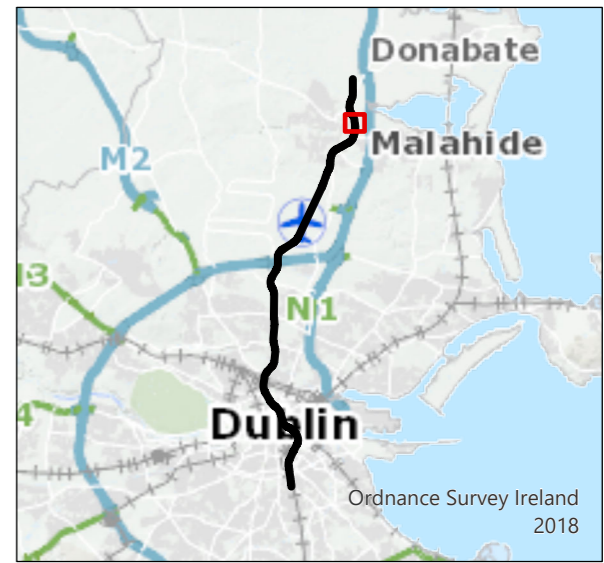


Legend

- Alignment
- Station Locations

**Pedestrian Impacts AM Peak Hour (2050)
With Metro Comfort Level**

- Comfortable (with DCC)
- Comfortable
- Acceptable
- Unacceptable



P02	10/8/22	Final Issue	JL	RH	RH	NC
Rev.	Date	Purpose of revision	Drawn	Check'd	Rev'd	Appr'd

**JACOBS
IDOM**

Client

TII
Bonneagar Iompair Éireann
Transport Infrastructure Ireland

Project

METROLINK

Drawing Title

Figure 9.47 Pedestrian Analysis -
2050 with Metro Comfort Level
Sheet 2 of 15

Drawing Status

Final

Scale @ A3

1:2,500

DO NOT SCALE

Jacobs No.

32108600

Client No.

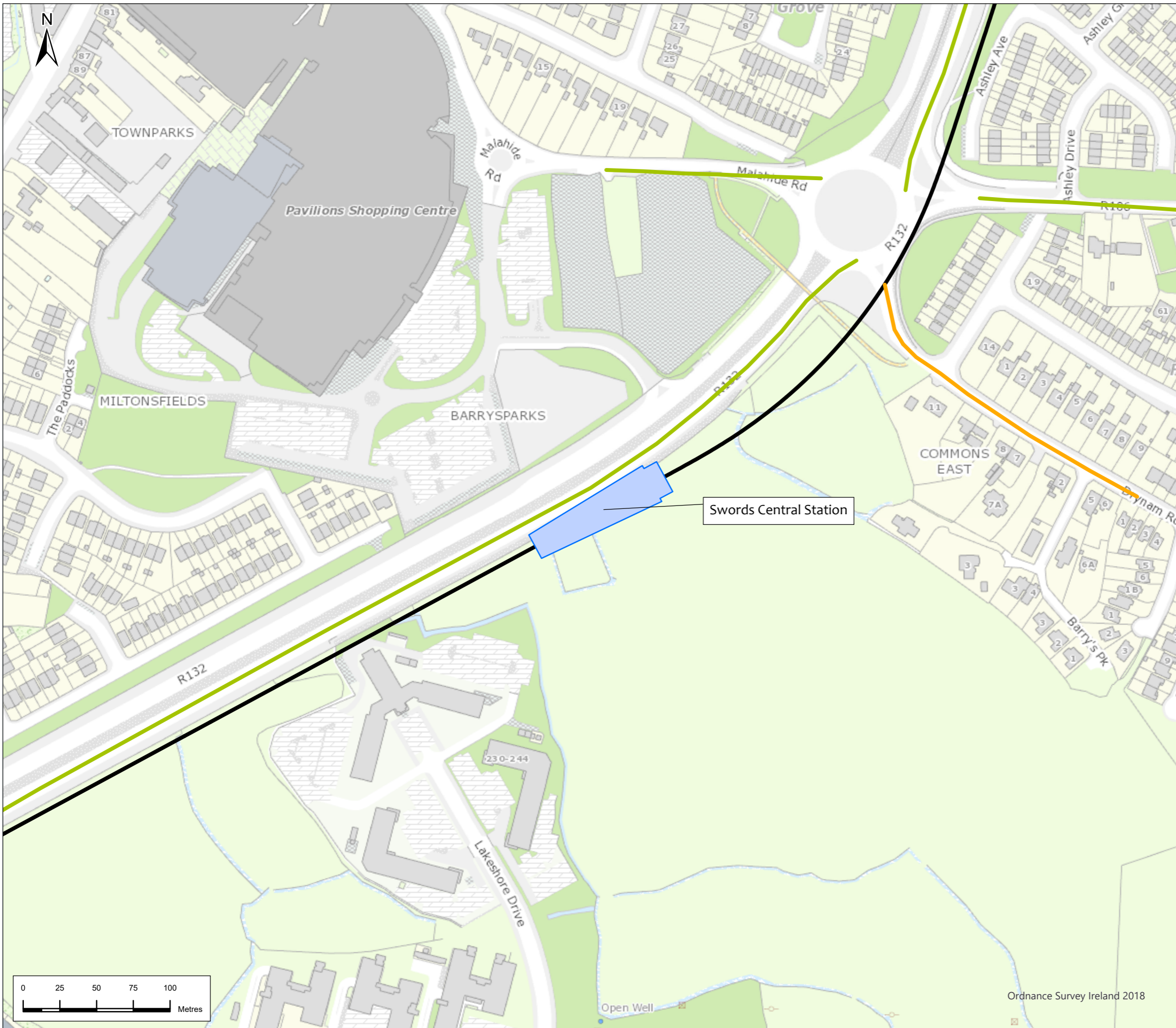
Drawing No.

ML1-JAI-EIA-ROUT_XX-DR-Y-09176

Rev

P02

This drawing is not to be used in whole or in part other than for the intended purpose and project as defined on this drawing. Refer to the contract for full terms and conditions.



Legend

— Alignment

Station Locations

Pedestrian Impacts AM Peak Hour (2050)

With Metro Comfort Level

Comfortable (with DCC)

Comfortable

Acceptable

Unacceptable



P02	10/8/22	Final Issue	JL	RH	RH	NC
Rev.	Date	Purpose of revision	Drawn	Check'd	Rev'd	Appr'd



Drawing Title
Figure 9.47 Pedestrian Analysis - 2050 with Metro Comfort Level
 Sheet 3 of 15

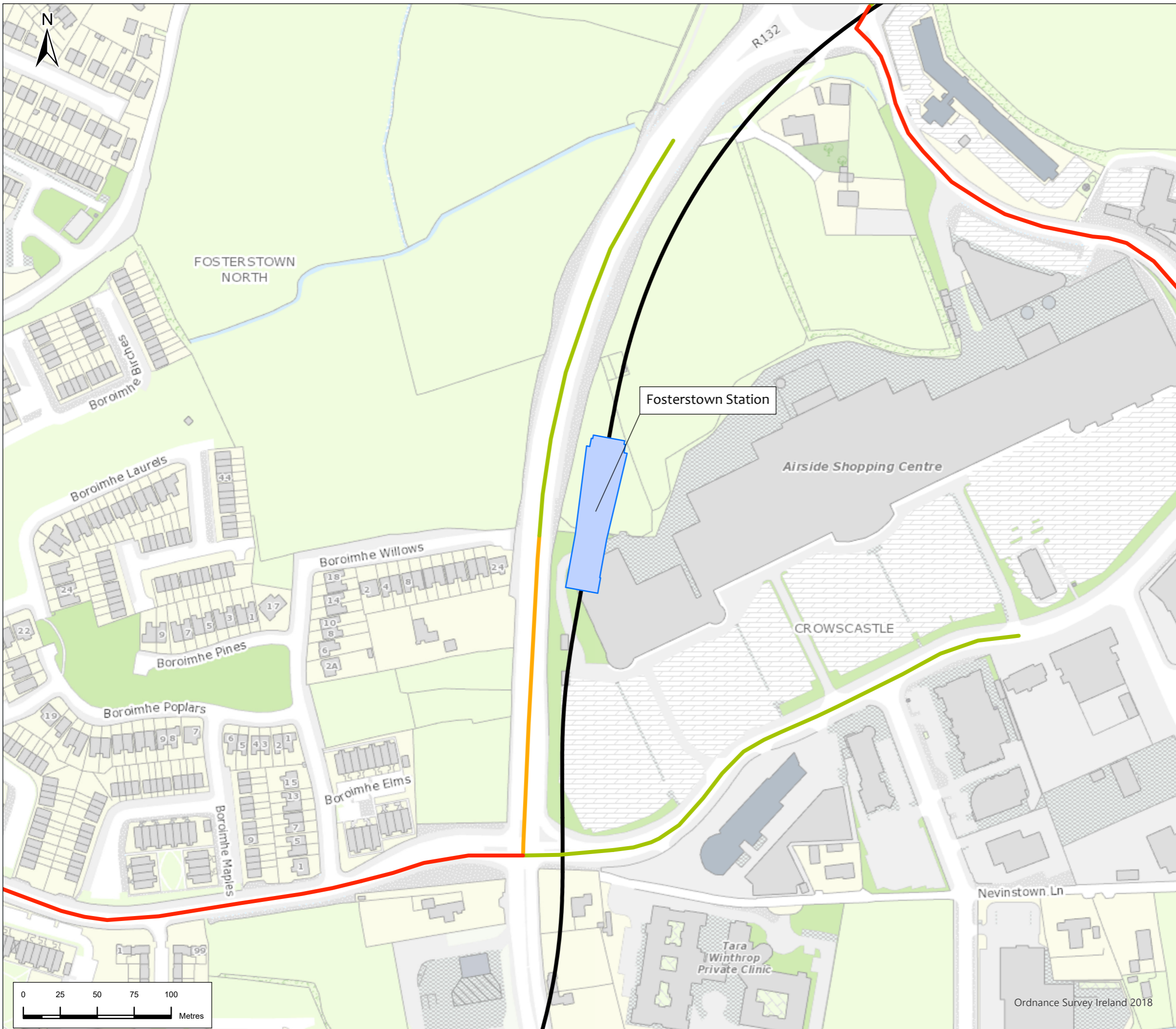
Drawing Status: **Final**

Scale @ A3: 1:2,500 **DO NOT SCALE**



Jacobs No. 32108600

Client No. **ML1-JAI-EIA-ROUT_XX-DR-Y-09177** Rev **P02**

This drawing is not to be used in whole or in part other than for the intended purpose and project as defined on this drawing. Refer to the contract for full terms and conditions.



Legend

-  Alignment
-  Station Locations

Pedestrian Impacts AM Peak Hour (2050) With Metro Comfort Level

-  Comfortable (with DCC)
-  Comfortable
-  Acceptable
-  Unacceptable



PO2	10/8/22	Final Issue	JL	RH	RH	NC
Rev.	Date	Purpose of revision	Drawn	Check'd	Rev'd	Appr'd



Drawing Title
Figure 9.47 Pedestrian Analysis -
2050 with Metro Comfort Level
Sheet 4 of 15

Drawing Status Final

Scale @ A3 1:2,500 DO NOT SCALE

Jacobs No. 32108600

Drawing No. ML1-JAI-EIA-ROUT_XX-DR-Y-09178 **Rev** P02

This drawing is not to be used in whole or in part other than for the intended purpose and project as defined on this drawing. Refer to the contract for full terms and conditions.



Legend

— Alignment

Station Locations

Pedestrian Impacts AM Peak Hour (2050)

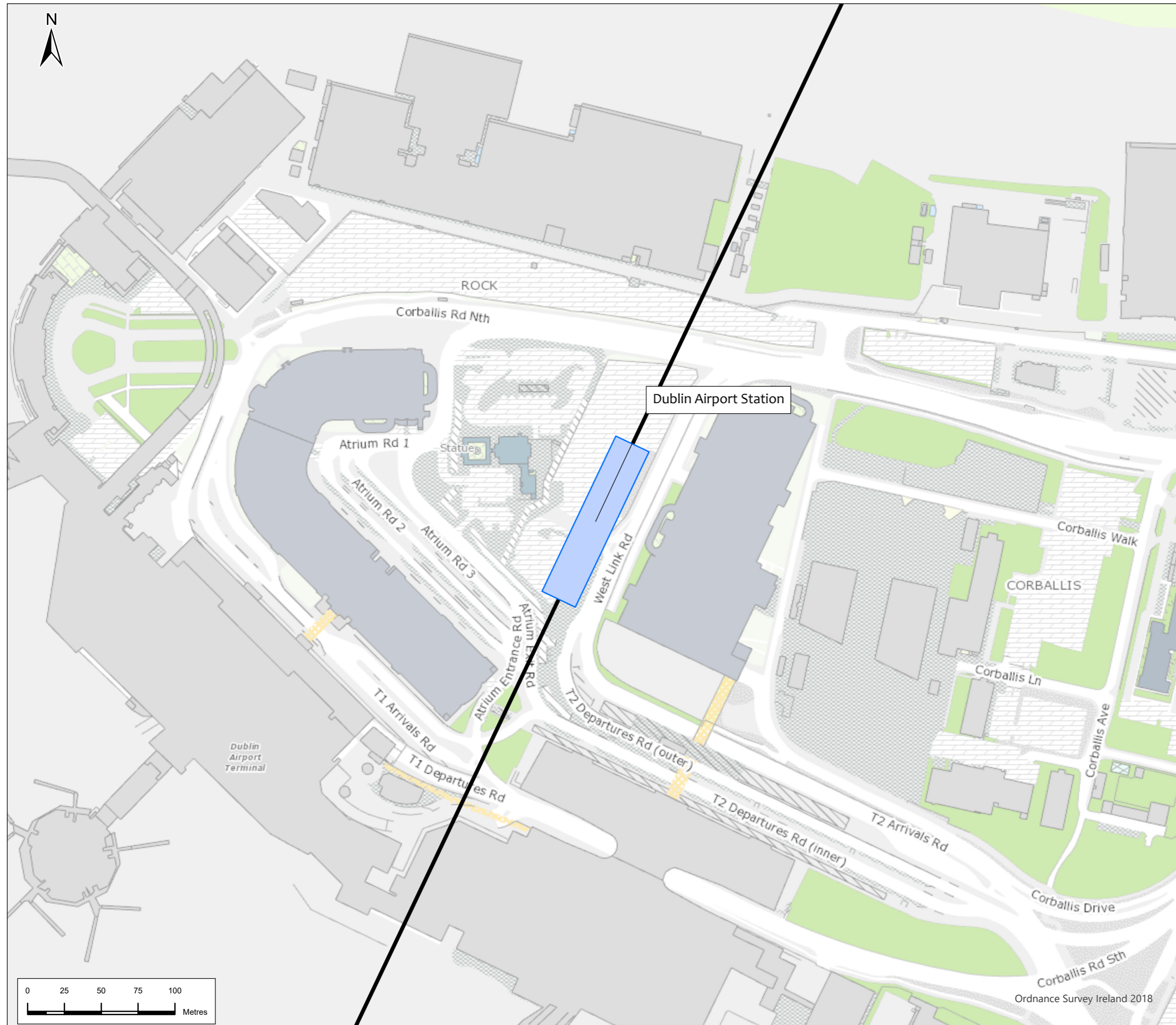
With Metro Comfort Level

Comfortable (with DCC)

Comfortable

Acceptable

Unacceptable



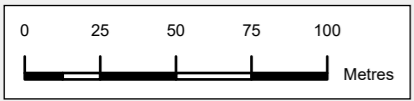
P02	10/8/22	Final Issue	JL	RH	RH	NC
Rev.	Date	Purpose of revision	Drawn	Check'd	Rev'd	Appr'd

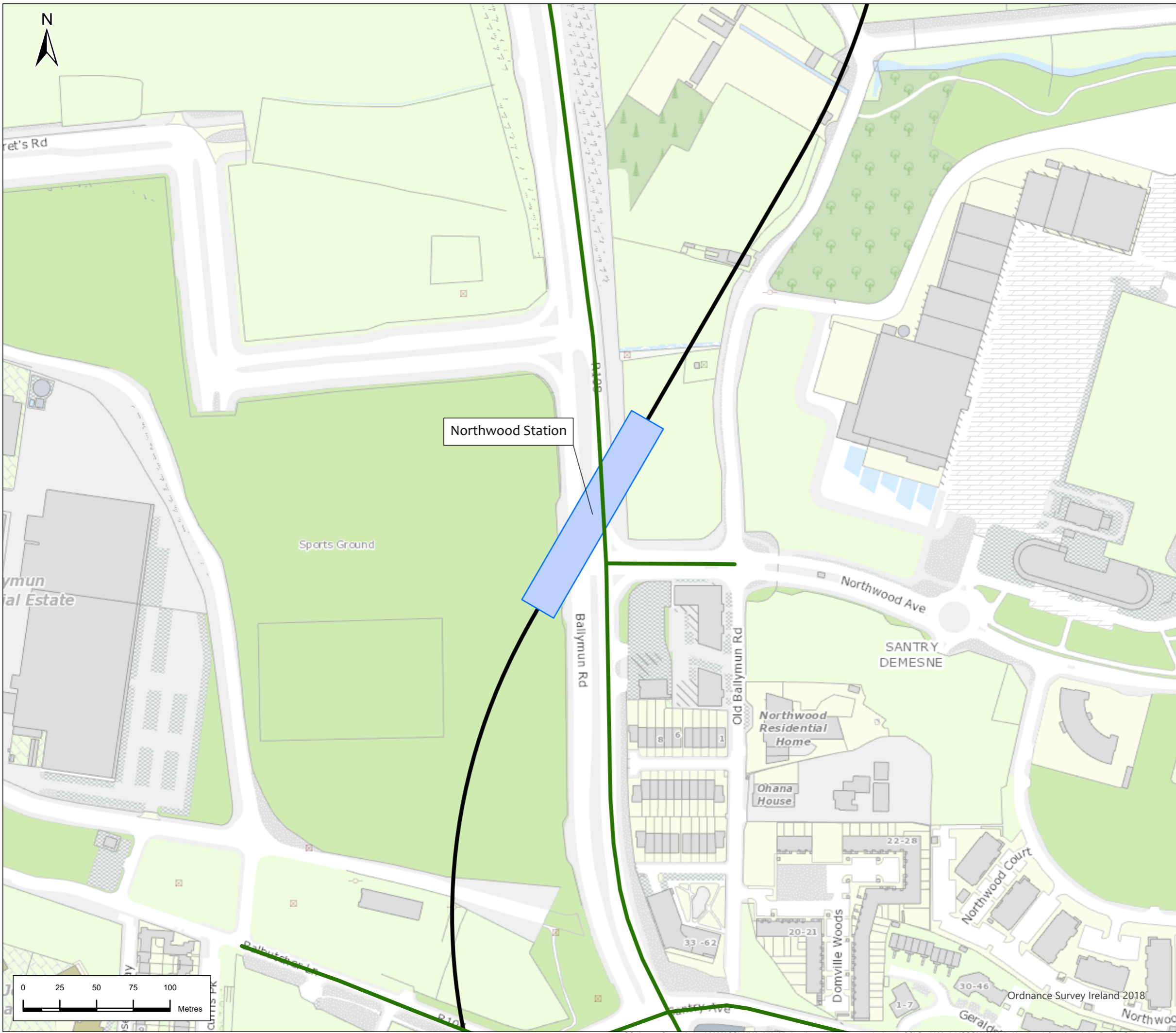


Drawing Title
Figure 9.47 Pedestrian Analysis - 2050 with Metro Comfort Level
 Sheet 5 of 15

Drawing Status	Final	
Scale @ A3	1:2,500	DO NOT SCALE
Jacobs No.	32108600	
Client No.		
Drawing No.	ML1-JAI-EIA-ROUT_XX-DR-Y-09179	Rev P02

This drawing is not to be used in whole or in part other than for the intended purpose and project as defined on this drawing. Refer to the contract for full terms and conditions.





Legend

- Alignment
- Station Locations

Pedestrian Impacts AM Peak Hour (2050) With Metro Comfort Level

- Comfortable (with DCC)
- Comfortable
- Acceptable
- Unacceptable



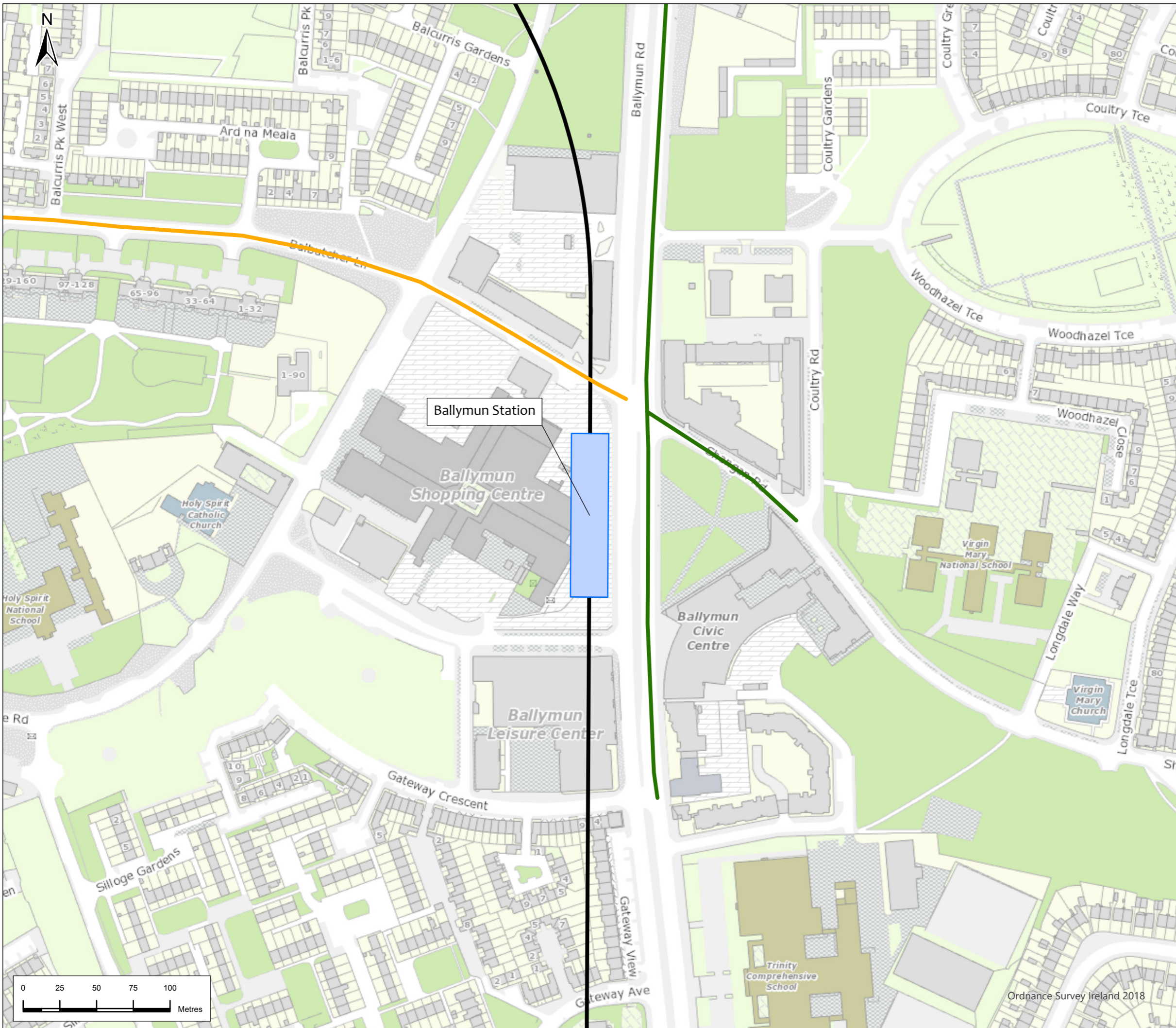
P02	10/8/22	Final Issue	JL	RH	RH	NC
Rev.	Date	Purpose of revision	Drawn	Check'd	Rev'd	Appr'd



Drawing Title
**Figure 9.47 Pedestrian Analysis -
2050 with Metro Comfort Level
Sheet 6 of 15**

Drawing Status	Final	
Scale @ A3	1:2,500	DO NOT SCALE
Jacobs No.	32108600	
Client No.		
Drawing No.	ML1-JAI-EIA-ROUT_XX-DR-Y-09180	Rev P02

This drawing is not to be used in whole or in part other than for the intended purpose and project as defined on this drawing. Refer to the contract for full terms and conditions.



Legend

— Alignment

Station Locations

Pedestrian Impacts AM Peak Hour (2050)

With Metro Comfort Level

Comfortable (with DCC)

Comfortable

Acceptable

Unacceptable



P02	10/8/22	Final Issue	JL	RH	RH	NC
Rev.	Date	Purpose of revision	Drawn	Check'd	Rev'd	Appr'd

JACOBS
IDOM

Client
TII
Bonneagar Iompair Éireann
Transport Infrastructure Ireland

Project
METROLINK

Drawing Title
Figure 9.47 Pedestrian Analysis - 2050 with Metro Comfort Level
Sheet 7 of 15

Drawing Status
Final

Scale @ A3
1:2,500
DO NOT SCALE

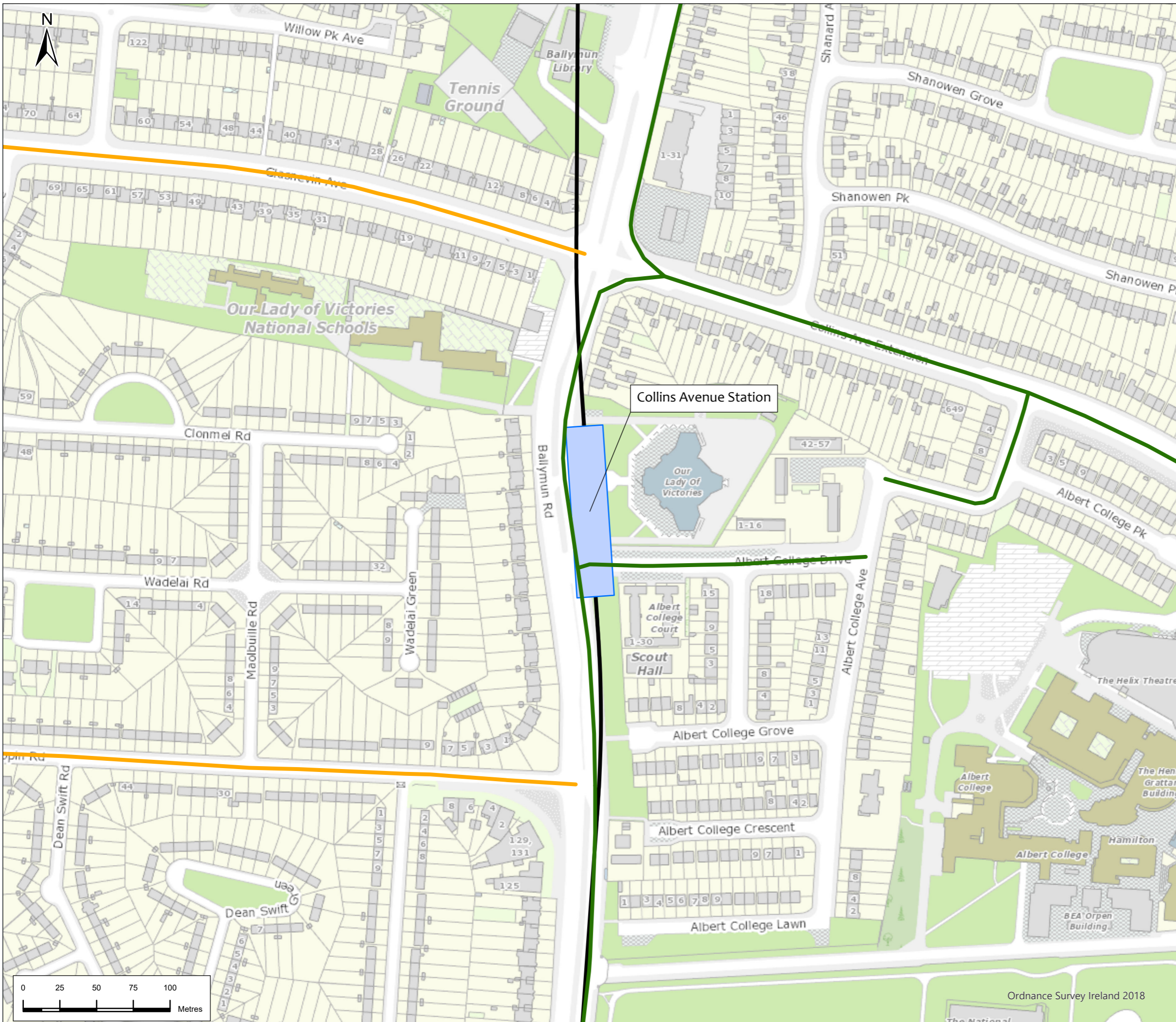
Jacobs No.
32108600

Client No.



Drawing No.
ML1-JAI-EIA-ROUT_XX-DR-Y-09181

Rev
P02

This drawing is not to be used in whole or in part other than for the intended purpose and project as defined on this drawing. Refer to the contract for full terms and conditions.



Legend

-  Alignment
-  Station Locations

**Pedestrian Impacts AM Peak Hour (2050)
With Metro Comfort Level**

-  Comfortable (with DCC)
-  Comfortable
-  Acceptable
-  Unacceptable



P02	10/8/22	Final Issue	JL	RH	RH	NC
Rev.	Date	Purpose of revision	Drawn	Check'd	Rev'd	Appr'd

**JACOBS
IDOM**

Client
TII
Bonneagar Iompair Éireann
Transport Infrastructure Ireland

Project
METROLINK

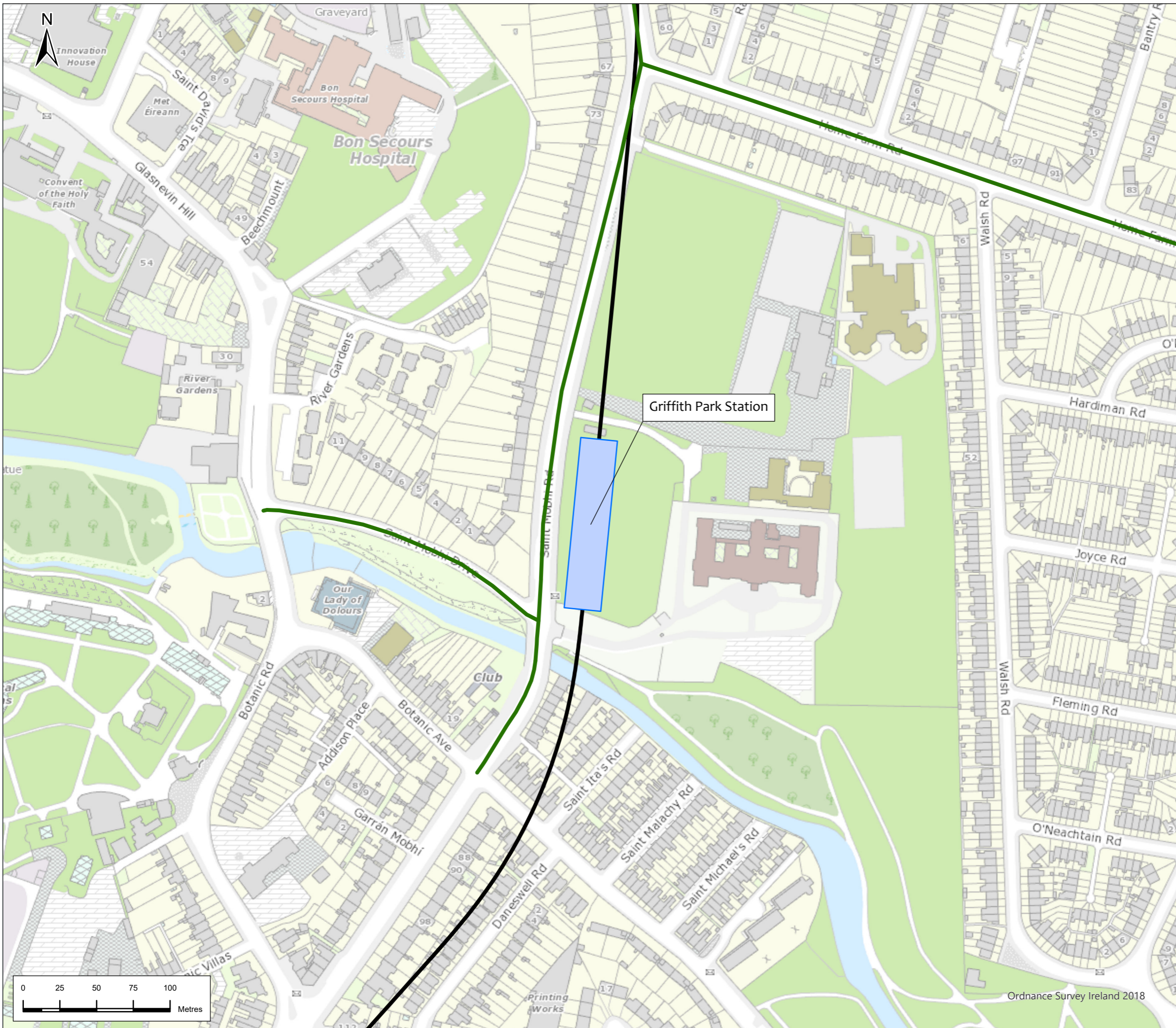
Drawing Title
**Figure 9.47 Pedestrian Analysis -
2050 with Metro Comfort Level
Sheet 8 of 15**

Drawing Status
Final

Scale @ A3
1:2,500
DO NOT SCALE

Jacobs No. 32108600
Client No.

Drawing No. ML1-JAI-EIA-ROUT_XX-DR-Y-09182
Rev P02



Legend

— Alignment

□ Station Locations

Pedestrian Impacts AM Peak Hour (2050)

With Metro Comfort Level

— Comfortable (with DCC)

— Comfortable

— Acceptable

— Unacceptable



P02	10/8/22	Final Issue	JL	RH	RH	NC
Rev.	Date	Purpose of revision	Drawn	Check'd	Rev'd	Appr'd

JACOBS
IDOM

Client
TII
Bonneagair Iompair Éireann
Transport Infrastructure Ireland

Project
METROLINK

Drawing Title
Figure 9.47 Pedestrian Analysis -
2050 with Metro Comfort Level
Sheet 9 of 15

Drawing Status
Final

Scale @ A3
1:2,500

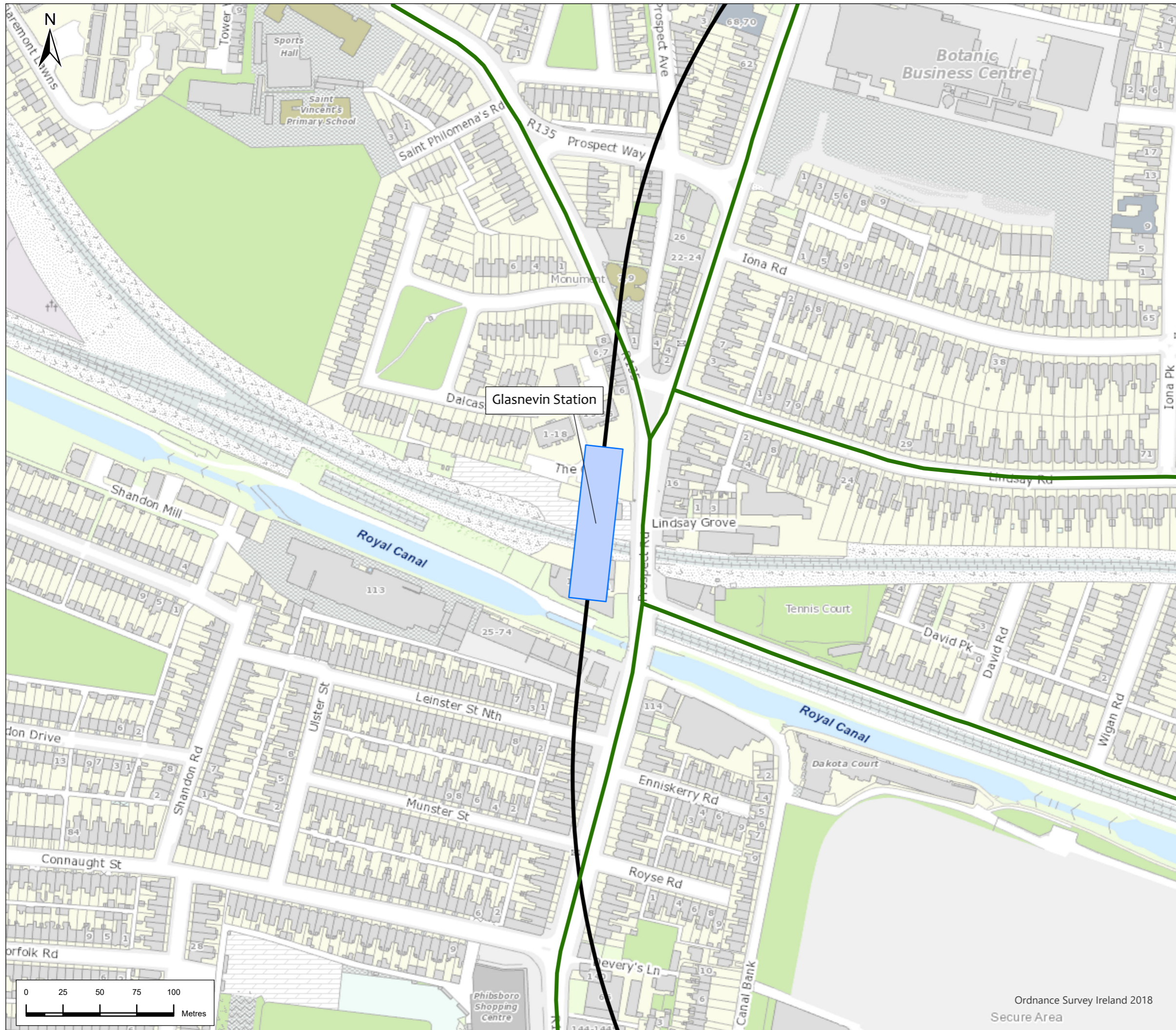
JACOBS No.
32108600

Client No.

Drawing No.
ML1-JAI-EIA-ROUT_XX-DR-Y-09183

Rev
P02

This drawing is not to be used in whole or in part other than for the intended purpose and project as defined on this drawing. Refer to the contract for full terms and conditions.



Legend

— Alignment

Station Locations

Pedestrian Impacts AM Peak Hour (2050)

With Metro Comfort Level

Comfortable (with DCC)

Comfortable

Acceptable

Unacceptable



P02	10/8/22	Final Issue	JL	RH	RH	NC
Rev.	Date	Purpose of revision	Draw	Check'd	Rev'd	Appr'd

JACOBS
IDOM

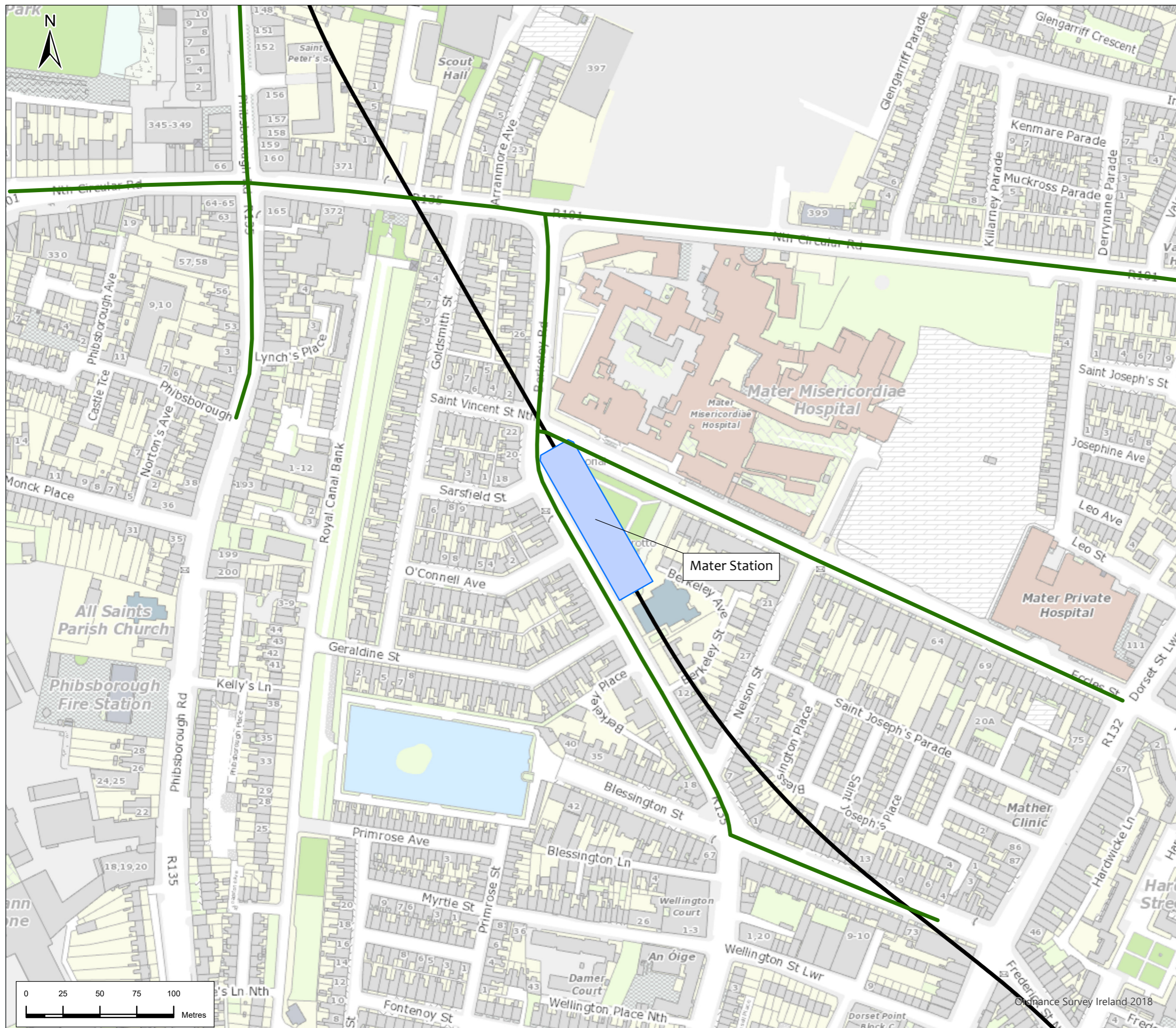
Client
TII
Bonneagar Iompair Éireann
Transport Infrastructure Ireland

Project
METROLINK

Drawing Title
Figure 9.47 Pedestrian Analysis -
2050 with Metro Comfort Level
Sheet 10 of 15

Drawing Status	Final	
Scale @ A3	1:2,500	DO NOT SCALE
Jacobs No.	32108600	
Client No.		
Drawing No.	ML1-JAI-EIA-ROUT_XX-DR-Y-09184	Rev P02

This drawing is not to be used in whole or in part other than for the intended purpose and project as defined on this drawing. Refer to the contract for full terms and conditions.



Legend

- Alignment
- Station Locations

Pedestrian Impacts AM Peak Hour (2050) With Metro Comfort Level

- Comfortable (with DCC)
- Comfortable
- Acceptable
- Unacceptable



P02	10/8/22	Final Issue	JL	RH	RH	NC
Rev.	Date	Purpose of revision	Drawn	Check'd	Rev'd	Appr'd



Drawing Title
Figure 9.47 Pedestrian Analysis -
2050 with Metro Comfort Level
Sheet 11 of 15

Drawing Status
Final

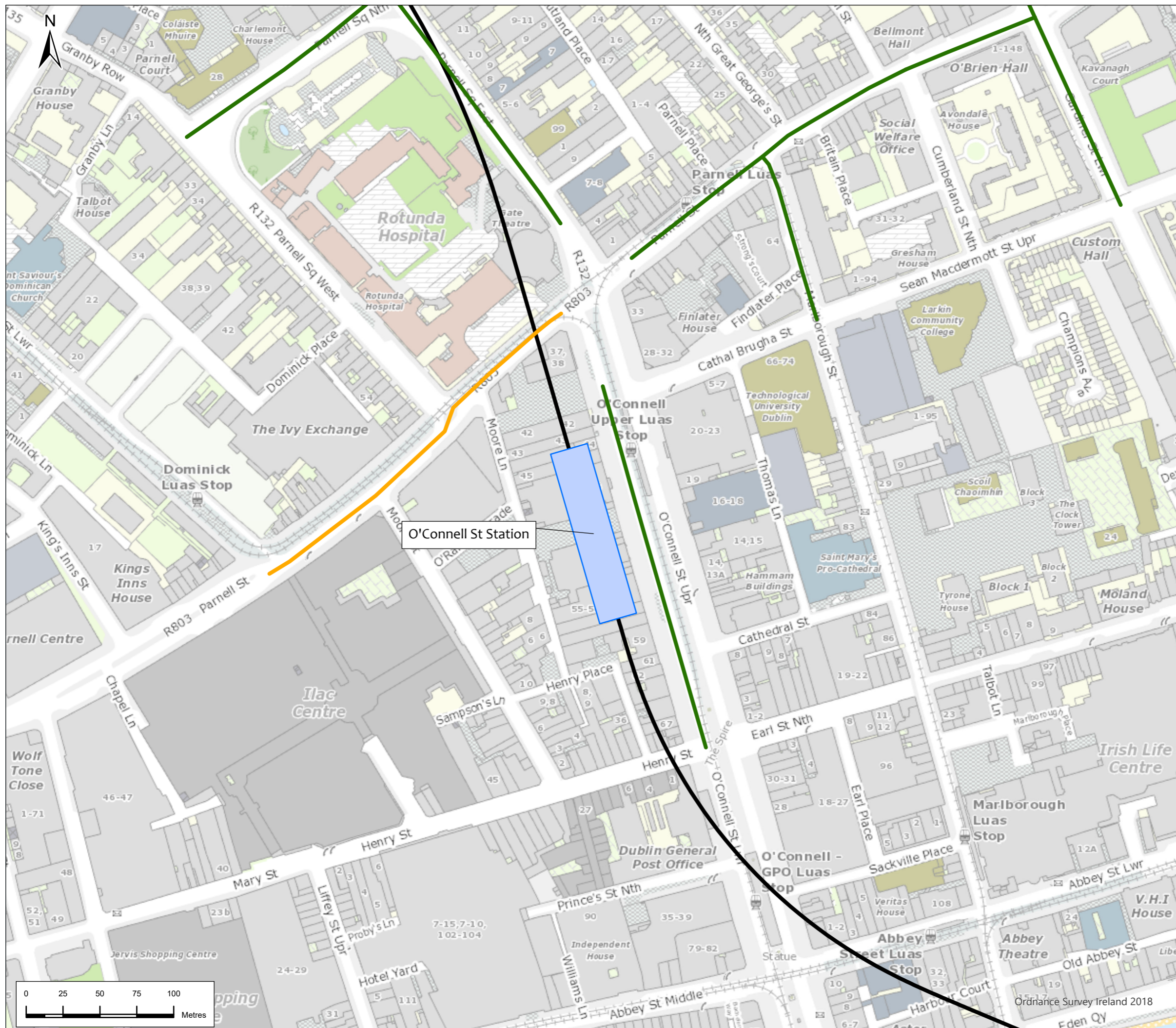
Scale @ A3
1:2,500 DO NOT SCALE

Jacobs No.
32108600







Drawing No.
ML1-JAI-EIA-ROUT_XX-DR-Y-09185

Rev
P02

This drawing is not to be used in whole or in part other than for the intended purpose and project as defined on this drawing. Refer to the contract for full terms and conditions.



Legend

-  Alignment
 -  Station Locations
- Pedestrian Impacts AM Peak Hour (2050)
With Metro Comfort Level**
-  Comfortable (with DCC)
 -  Comfortable
 -  Acceptable
 -  Unacceptable



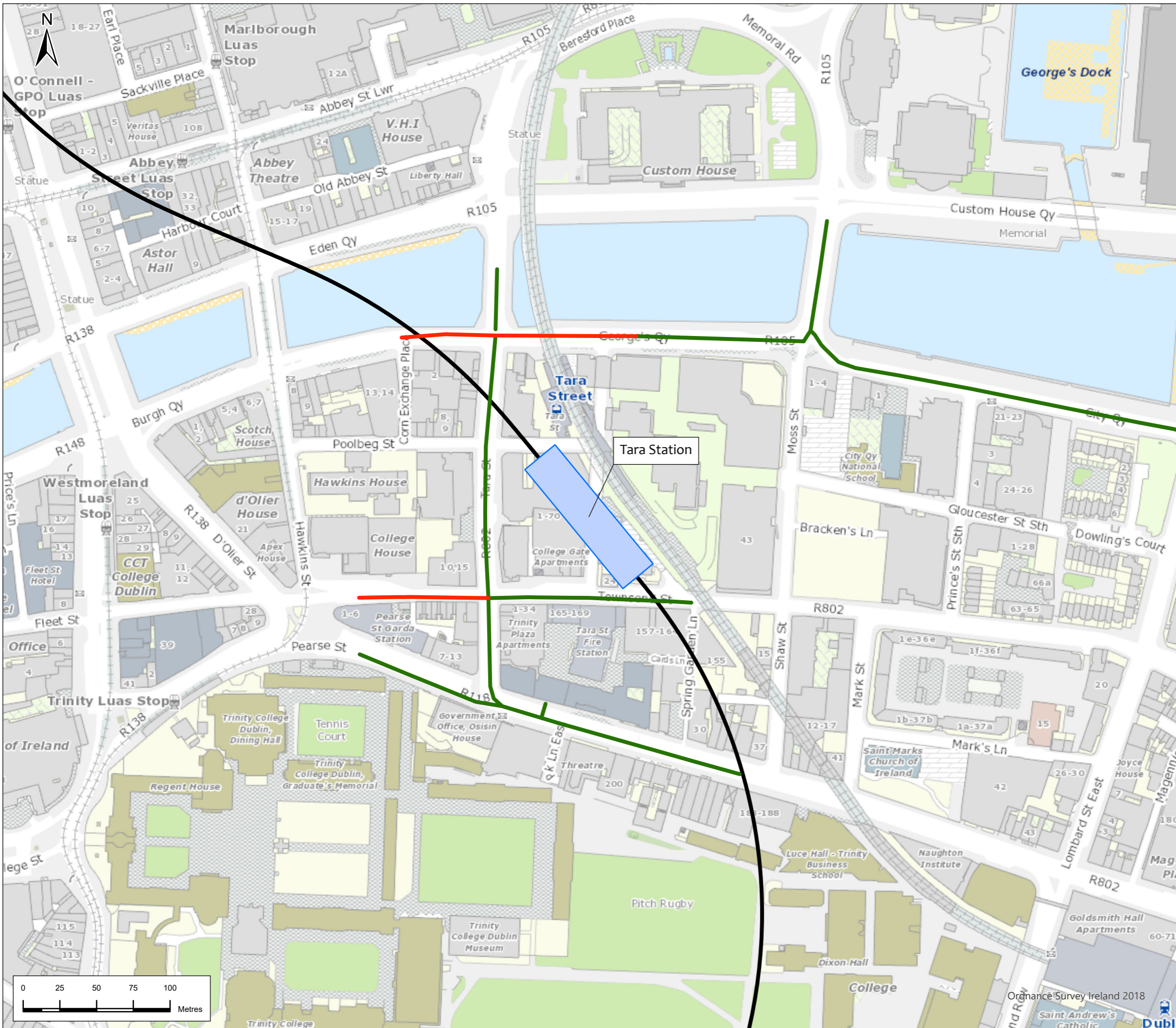
P02	10/8/22	Final Issue	JL	RH	RH	NC
Rev.	Date	Purpose of revision	Drawn	Check'd	Rev'd	Appr'd



Drawing Title
Figure 9.47 Pedestrian Analysis - 2050 with Metro Comfort Level
Sheet 12 of 15

Drawing Status	Final	
Scale @ A3	1:2,500	DO NOT SCALE
JACOBS No.	32108600	
Client No.		
Drawing No.	ML1-JAI-EIA-ROUT_XX-DR-Y-09186	Rev P02

This drawing is not to be used in whole or in part other than for the intended purpose and project as defined on this drawing. Refer to the contract for full terms and conditions.



Legend

— Alignment

Station Locations

Pedestrian Impacts AM Peak Hour (2050)

With Metro Comfort Level

Comfortable (with DCC)

Comfortable

Acceptable

Unacceptable



P02	10/8/22	Final Issue	JL	RH	RH	NC
Rev.	Date	Purpose of revision	Drawn	Check'd	Rev'd	Appr'd

JACOBS
IDOM

TII
Bonnegar Iompair Éireann
Transport Infrastructure Ireland

METROLINK

Drawing Title
Figure 9.47 Pedestrian Analysis - 2050 with Metro Comfort Level
Sheet 13 of 15

Drawing Status
Final

Scale @ A3
1:2,500 DO NOT SCALE

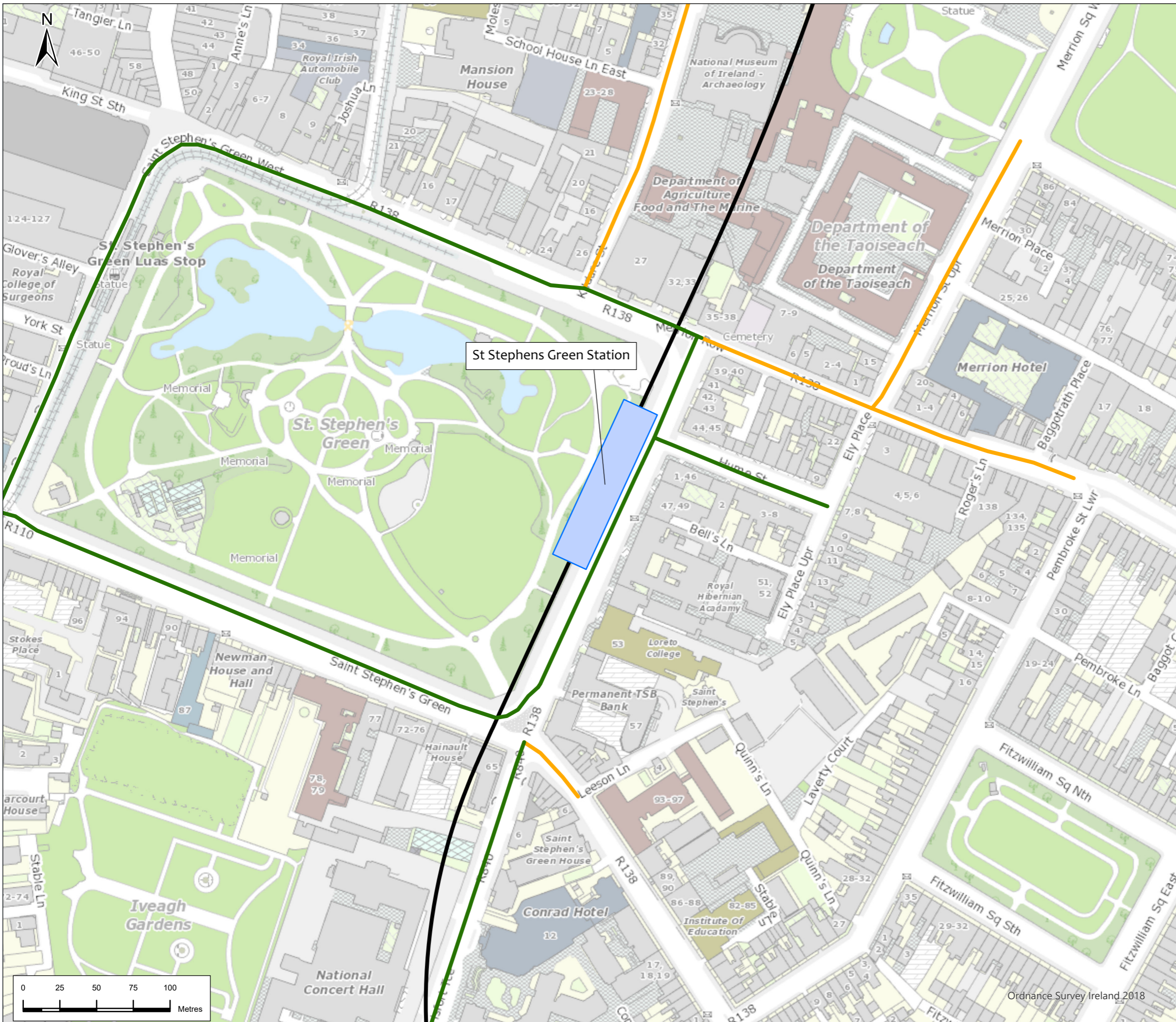
Jacobs No.
32108600

Client No.



Drawing No.
ML1-JAI-EIA-ROUT_XX-DR-Y-09187

Rev
P02

This drawing is not to be used in whole or in part other than for the intended purpose and project as defined in this drawing. Refer to the contract for full terms and conditions.

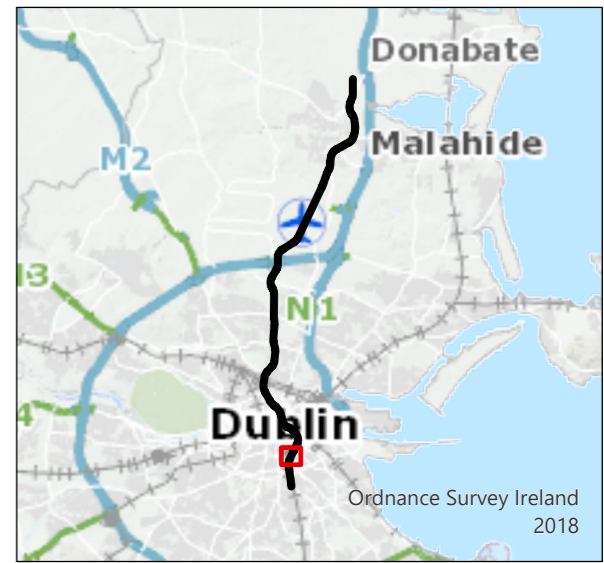


Legend

-  Alignment
-  Station Locations

**Pedestrian Impacts AM Peak Hour (2050)
With Metro Comfort Level**

-  Comfortable (with DCC)
-  Comfortable
-  Acceptable
-  Unacceptable



P02	10/8/22	Final Issue	JL	RH	RH	NC
Rev.	Date	Purpose of revision	Drawn	Check'd	Rev'd	Appr'd



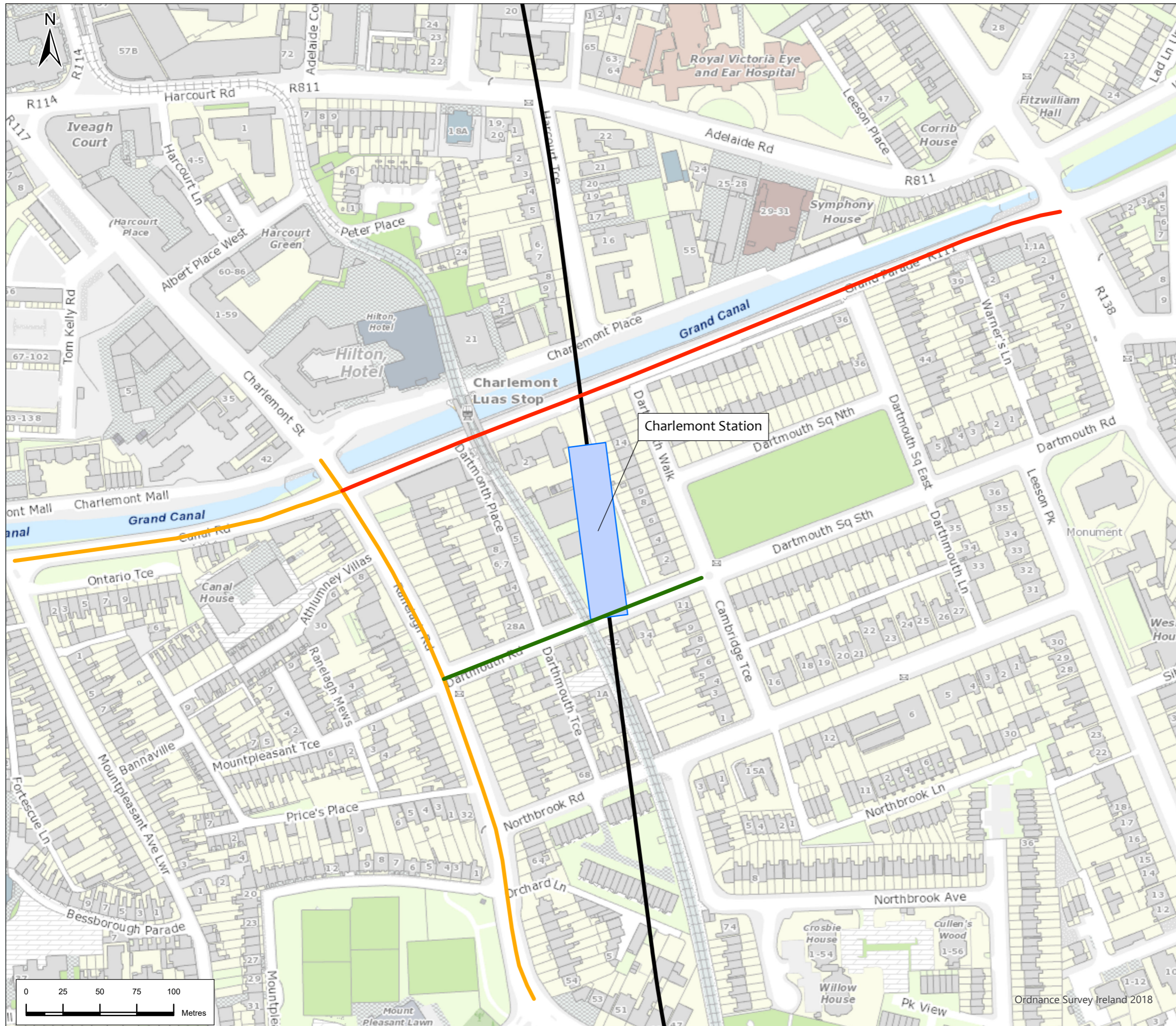
Drawing Title
Figure 9.47 Pedestrian Analysis -
2050 with Metro Comfort Level
Sheet 14 of 15

Drawing Status Final DO NOT SCALE

Scale @ A3 1:2,500
Jacobs No. 32108600
Client No.

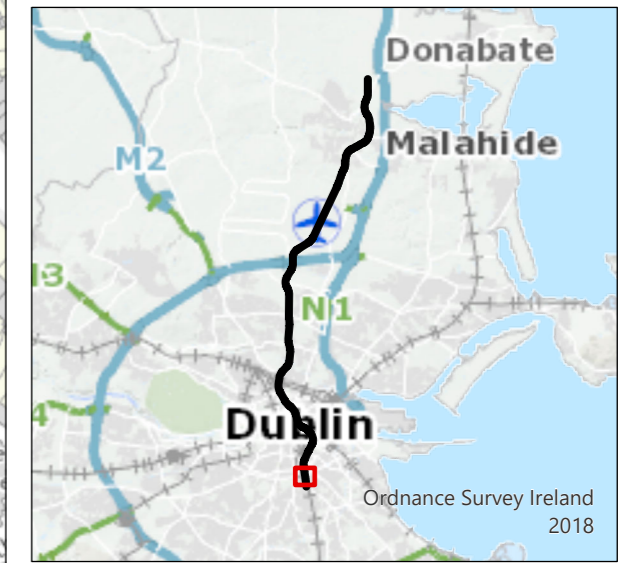
Drawing No. ML1-JAI-EIA-ROUT_XX-DR-Y-09188 Rev P02

This drawing is not to be used in whole or in part other than for the intended purpose and project as defined in this drawing. Refer to the contract for full terms and conditions.



Legend

- Alignment
 - Station Locations
- Pedestrian Impacts AM Peak Hour (2050)
With Metro Comfort Level**
- Comfortable (with DCC)
 - Comfortable
 - Acceptable
 - Unacceptable



P02	10/8/22	Final Issue	JL	RH	RH	NC
Rev.	Date	Purpose of revision	Drawn	Check'd	Rev'd	Appr'd



Drawing Title
Figure 9.47 Pedestrian Analysis -
2050 with Metro Comfort Level
Sheet 15 of 15

Drawing Status
Final

Scale @ A3
1:2,500 DO NOT SCALE

Jacobs No.
32108600

Drawing No.
ML1-JAI-EIA-ROUT_XX-DR-Y-09189

Rev
P02

This drawing is not to be used in whole or in part other than for the intended purpose and project as defined on this drawing. Refer to the contract for full terms and conditions.